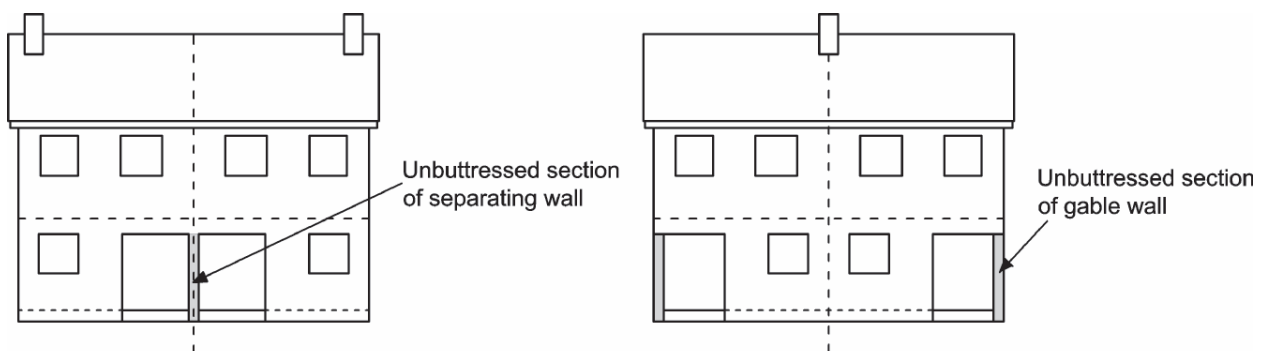


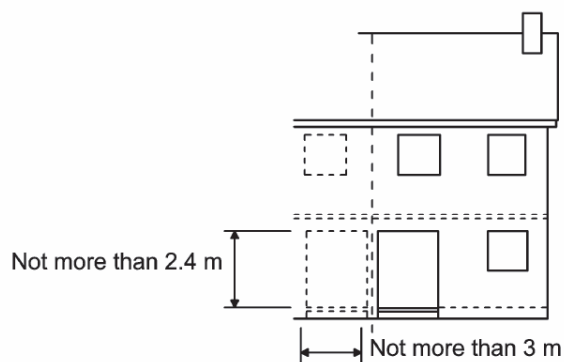
- (e) the supported wall is bonded to the buttressing wall above the opening by a beam or lintel spanning the opening in the buttressing wall;
- (f) the buttressing wall is properly bonded to a storey height wall, pier or chimney at the opposite side of the opening to the supported wall;

- (g) the supported wall is properly bonded to a storey height wall not more than 5.5 m from its unbuttressed section;
- (h) the beam or lintel described in (e) above is provided at each end with a bearing length of 400 mm or is supported on a padstone having a length of 400 mm.

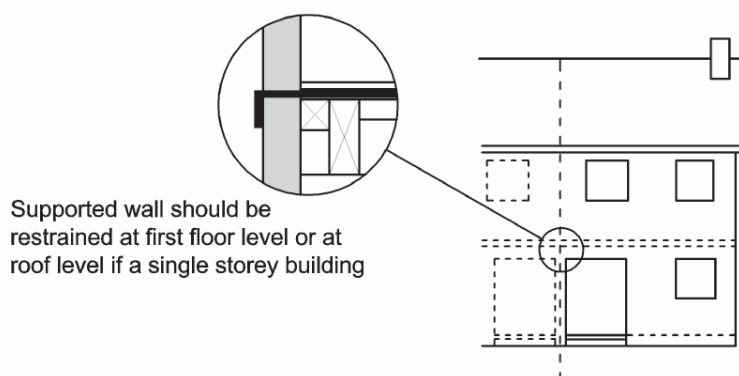
Diagram 5 Unbuttressed wall sections
(Par. 1.1.3.17)



5 (a) Examples of unbuttressed wall sections

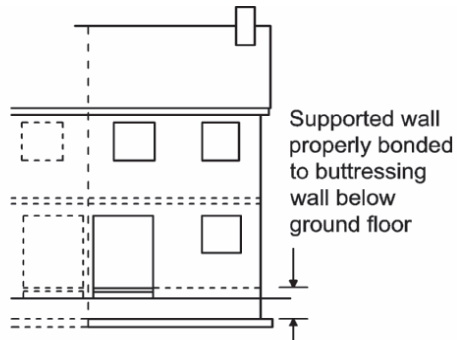


5 (b) Dimensional limitations of unbuttressed sections

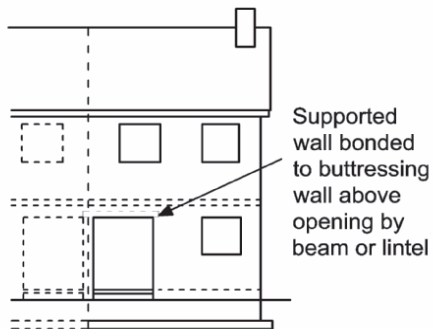


5 (c) Restraint at first floor level

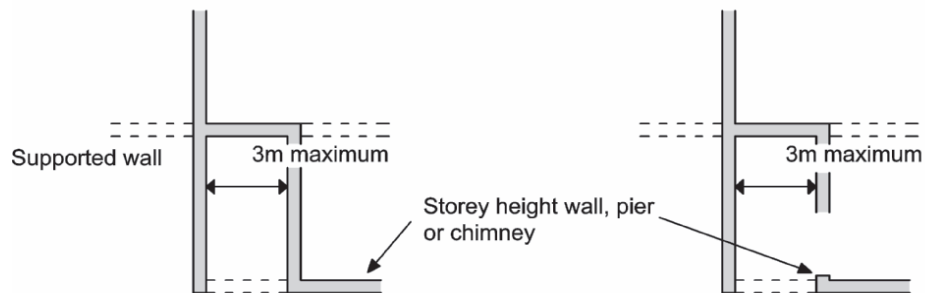
Diagram 5 cont'd Unbutressed wall sections
(Par. 1.1.3.17)



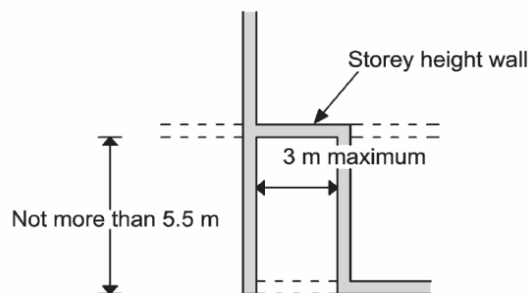
5 (d) Bonding of supported wall below ground floor



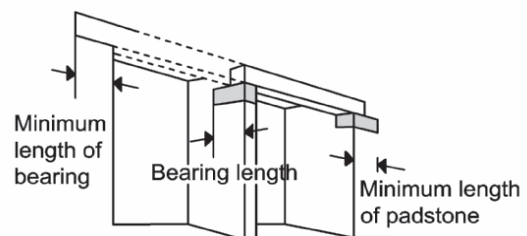
5 (e) Bonding of supported wall above ground storey opening



5 (f) Bonding of buttressing wall at other side of opening



5 (g) Supported wall bonded to a storey height wall not more than 5.5 m from its unbutressed section



5 (h) Bearing lengths for beams or lintels